

# RXM4LB2BD

miniature plug-in relay - Zelio RXM4L - 4 C/O - 24 V DC - 3 A - with LED



## Main

Range of product	Zelio Relay
Series name	Miniature
Product or component type	Plug-in relay
Device short name	RXM
Coil interference suppression	Without
Utilisation coefficient	20 %
Sale per indivisible quantity	10

## Complementary

Contact operation	Standard
[Uc] control circuit voltage	24 V DC
[Ithe] conventional enclosed thermal current	3 A at -40...55 °C
Status LED	With
Control type	Without push-button
[Ui] rated insulation voltage	250 V conforming to IEC
[Uimp] rated impulse withstand voltage	3.6 kV during 1.2/50 µs conforming to IEC 61810-7
Contacts material	Silver alloy (Ag/Ni)
[Ie] rated operational current	3 A (AC-1/DC-1) NO conforming to IEC 1.5 A (AC-1/DC-1) NC conforming to IEC
Minimum switching current	10 mA
Maximum switching voltage	250 V AC 250 V DC
Minimum switching voltage	17 V
Load current	3 A at 250 V AC 3 A at 28 V DC
Maximum switching capacity	750 VA AC 84 W DC
Minimum switching capacity	170 mW

Operating rate	<= 1200 cycles/hour under load <= 18000 cycles/hour no-load
Mechanical durability	10000000 cycles
Electrical durability	100000 cycles for resistive load
Average coil consumption	0.9 W, DC
Drop-out voltage threshold	>= 0.1 U <sub>c</sub> DC
Operating time	20 ms between coil de-energisation and making of the Off-delay contact 20 ms between coil energisation and making of the On-delay contact
Average resistance	630 Ohm network: DC at 20 °C +/- 10 %
Rated operational voltage limits	19.2...26.4 V DC
Protection category	RT I
Test levels	Level A group mounting
Operating position	Any position
CAD overall width	21 mm
CAD overall height	27 mm
CAD overall depth	46 mm
Net weight	0.034 kg
Dielectric strength	2000 V AC between coil and contact 2000 V AC between poles 1000 V AC between contacts
Safety reliability data	B10d = 100000

## Environment

Standards	RoHS compliant EN/IEC 61810-1 (iss. 2) CE
Ambient air temperature for storage	-40...85 °C
Ambient air temperature for operation	-40...55 °C
Vibration resistance	3 gn, amplitude = +/- 1 mm (f = 10...50 Hz)operating conforming to EN/IEC 60068-2-6 6 gn, amplitude = +/- 1 mm (f = 10...50 Hz)not operating conforming to EN/IEC 60068-2-6
IP degree of protection	IP40 conforming to EN/IEC 60529
Shock resistance	10 gn for opening conforming to EN/IEC 60068-2-27 5 gn for closing conforming to EN/IEC 60068-2-27

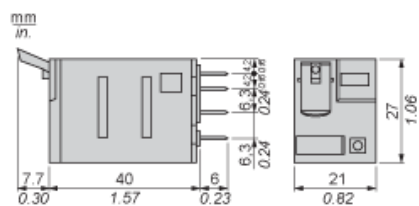
## Offer Sustainability

Sustainable offer status	Green Premium product
REACH Regulation	<a href="#">REACH Declaration</a>
REACH free of SVHC	Yes
EU RoHS Directive	Pro-active compliance (Product out of EU RoHS legal scope) <a href="#">EU RoHS Declaration</a>
Toxic heavy metal free	Yes
Mercury free	Yes
RoHS exemption information	<a href="#">Yes</a>
China RoHS Regulation	<a href="#">China RoHS declaration</a>
Environmental Disclosure	<a href="#">Product Environmental Profile</a>
WEEE	The product must be disposed on European Union markets following specific waste collection and never end up in rubbish bins

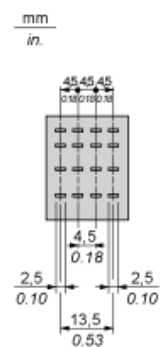
## Contractual warranty

Warranty	18 months
----------	-----------

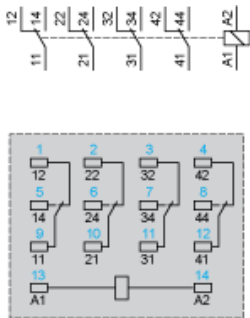
## Dimensions



Pin Side View



Wiring Diagram



Symbols shown in blue correspond to Nema marking.

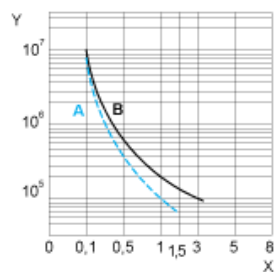
---

## Electrical Durability of Contacts

---

Durability (inductive load) = durability (resistive load) x reduction coefficient.

For 4 Poles Relay



X : Contact current (A)  
Y : Durability (Number of operating cycles)  
A : Inductive load  
B : Resistive load

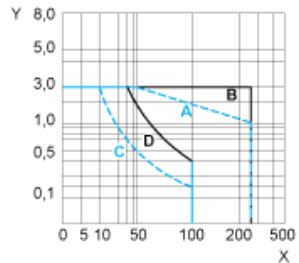
Note : These are typical curves, actual durability depends on load, environment, duty cycle, etc.

---

Maximum Switching Capacity

---

For 4 Poles Relay



- X : Contact voltage (v)  
Y : Contact current (A)  
A : Inductive AC load  
B : Resistive AC load  
C : Inductive DC load  
D : Resistive DC load

Note : These are typical curves, actual durability depends on load, environment, duty cycle, etc.